



**YOU CAN'T
MANAGE
WHAT YOU DON'T
MEASURE™**



OPTICALBELTSCALE.COM



What is Sensorteknik?

Sensorteknik Optical Belt Scale is a contact free volumetric scanner. Using the latest laser technology, it effectively scans the material crossing the belt with a measurement accuracy of 1mm variance. Whether your conveyor is stationary or on tracked equipment, you can rely on the precise production data unaffected by external conditions. Beyond its practical measurement application, Sensorteknik Optical Belt Scale is truly a management tool.

How does it scan?

To accurately measure the volume, Sensorteknik Optical Belt Scale uses a volume data calculation to produce a 99.8% accurate result.



• First, the sensor measures the cross-profile of the material on the conveyor belt.

• Secondly, the sensor measures the feed rate of the conveyor belt by an inductive sensor. Finally, by combining the cross profile and feed rate measurements, the resulting material data is readily available in cubic metres, yards or tonnes, and stored in the sensor for easy download and access via the SensorTrack web-based dashboard.

How Sensortechnik works



Mobile

The sensor scans and measures the material on the conveyor, and in real-time, wirelessly transmits the data to your handheld device. From the handheld you can set Customer and Material profiles and configure scan settings. With a touch of a button you can download, print or email your measurement results directly to your office or main computer. Forget to email or print your data results? Have no fear, the Sensortechnik unit itself will store a full year of data. Simply download to your handheld device at anytime.

PLC Integration

For organizations operating on a programmable logic controller (PLC) or an in-house BI reporting tool, the scale has seamless integration capabilities offering flow rate control and continuous monitoring. The connection can be hardwired or configured across a wireless network. Information can be directly downloaded into internal databases for data mining. This flexibility allows user to select the method of setup and communication which suits their application best.

Operations Management Advantages

SensorTrack Data

Through visualizations and dashboards, SensorTrack provides visibility in real-time. Current metrics and performance indicators can be summarized by scale, site and material types. And with an easy-to-access web interface, users can access data both in and outside of the office, never missing critical information needed to take action.

The screenshot displays the SensorTrack web interface. At the top, the logo and name 'SensorTrack' are visible. Below the header, there is a user login status 'User: frontline - You are logged in! LOGOUT' and a language selection dropdown set to 'English'. A table lists sensor data with columns for Sensor, Amount (m³), Flowrate (m³/h), Density (t/m³), Factor (%), Start, Customer, Material, Endpoint, and Data Last Received. The table contains three rows of data for sensors 763, 973, and 1055. Below the table, there are navigation tabs for 'Actual Measurement', 'Flowrate history', '30 minute records', 'Measurements', 'Daily', and 'Monthly'. A sidebar on the left shows a list of sensors (763, 973, 1055) and a 'Select smart phone:' dropdown. The main dashboard area features a table of sensor details for Sensor_763, including fields for Smartphone, Sensor, Material, Customer, Amount, Start, Flowrate, Density, rpm, Factor, Data Last Received, and GPS position. To the right of the table are two circular gauges: one for flowrate (m³/h) and one for rpm. Further right is a map showing the sensor's location with coordinates 49°11'25.4"N 101°46'46.0"W and a 'View larger map' link. At the bottom of the interface, the company address 'h-sensortechnik gmbh - oberer markt 3 - 4332 au/donau - austria' is displayed.

How does this data improve my operation?

Your Sensortechnik measurement data provides you with an in-depth quantifiable performance metric which you can use to power business and operation decisions. Know exactly how much material your crew and equipment are processing daily.

By having the ability to monitor production, you can spot operational issues before they cost you money. Unexpected periods of downtime may be a sign of fundamental problems, such as, unsuitable machines for loading or preliminary work, non-matching capacities of the equipment, and possibly the inability to meet your customer demands. Paying workers during downtime or overtime can increase your operational expenses significantly. But with Sensortechnik, your production processes can be consistently analyzed to detect problems before they lead to costly downtime.

As you build your database of measurements over time, you will be able to spot performance trends in your data, and even potentially catch wear part replacements before they disrupt your operation. Your dashboard shows daily, weekly and monthly viewing formats for easy reference. Data and metrics provide a solid operational foundation which empowers your decision making and business profitability.



Set goals and production benchmarks



Verify equipment productivity



Know exactly when your equipment starts and stops each day



Manage inventory control



Increase operation profitability



Manage multiple sites or remote sites


Proven Successful in Numerous Industries



Biomass



Soil & Mulch



Aggregate



Stationary Solutions

Optical Belt Scale Advantages



Unaffected by wind, dust, temperature and vibration



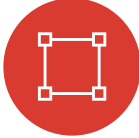
Calibrate once!



Unaffected by changing conveyor angle, particularly helpful on tracked equipment




No moving parts



No contact areas



*48" model shown here



01

01. VOLUME SCAN HEAD

Power:

24V DC +/- 20%, 5 A

Operating Temperature:

-45°C (-49°F) to + 70°C (158°F)

Dimensions:

Standard sizes range from 24" up to 78" conveyor frame widths.

Com-Ports:

Var 1: RS-422 (4 line)

Var 2: Bluetooth (class 1)

Var 3: Analog Output (4-20mA)

Measuring Rate:

3200 frames / second

Storage Capacity:

Production data over 1 year



02

02. ADJUSTABLE HOLDING FRAME

Accommodates conveyor frame widths ranging from 24" up to 78" . Aluminum frame easy mount and dismount (Fixed with only 4 bolts). Includes height adjustment capabilities.



03

03. PRINTER

Printer (Type H-55BT)

Weight:

350g (0.77 lbs)

Dimensions:

87 x 110 x 58mm (3.43" x 4.33" x 2.28")



04

04. SMARTPHONE

Weight:

200g (0.44lbs)

Dimensions:

146 x 74.4 x 12.6mm (5.75" x 2.93" x 0.50")



OPTICALBELTSCALE.COM

Toll Free | 1-855-217-2750

info@opticalbeltscale.com

For Dealers Inquiries and Service

YOUR LOCAL DEALER: